

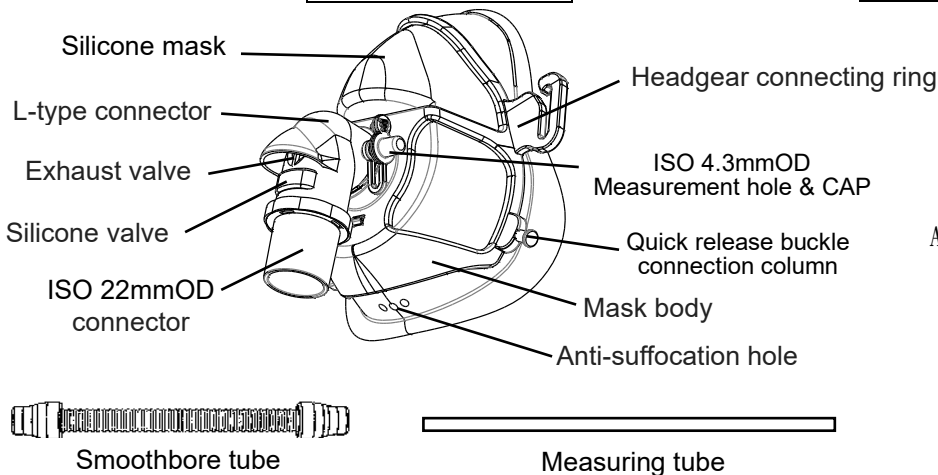


CPAP Face Mask With Smoothbore Tube

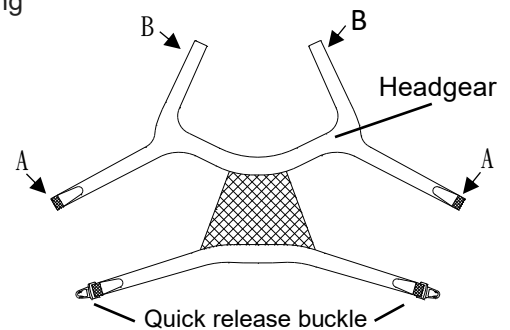
Instructions for use :

This product is designed for use under recommendations from your health care professional or sleep therapist. This product is used on adult patients (weight above 30kg) whom CPAP or bi-level therapy has been prescribed. The product is re-usable for single patient in medical institutions, home care and sleep treatment center.

Product Parts



Headgear Assembly Diagram



➤ Usage :

- Inspect the packaging and product appearance before using. Please do not use if there are any worn or damaged parts.
- See headgear assembly diagram, hook headgear point A to the connecting rings on both sides.
- Connect the headgear point B hook and loop.
- Hold the mask over nose and mouth, and then position the headgear.
- Fasten headgear Quick release buckle connection of both sides to the mask quick release buckle connection column.
- Adjust the head straps and the hook and loop of the mask comfortably.
- L-type connector design: ISO 4.3mmOD measuring hole, after removing the dust cap, it can be connected to 6mmOD / 3.8mmID / 200cm measuring tube to measure for needed users.
- Connect smooth tube and the ISO 22mmID connectors on both ends to the positive pressure respirator output port and the ISO 22mmOD connector on the L-type connector. It can operate if the connections are right.
- The L connector and the mask body can be disconnected for temporarily leave during therapy. It can be reconnected when it is necessary.
- Quick release buckle on both sides can be easily removed. It can also be connected comfortably.

✧ **Cleaning :**

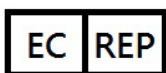
- ✧ This product is reusable for single patient. Disinfection must proceed with hospital/institution disinfection guide.
- ✧ Wash headgear with warm water and neutral detergent or soap. After rinse, air dry away from direct sunlight or the dryer.
- ✧ L connector and mask can be disconnected for cleaning. Wash with warm water and neutral detergent or soap. After rinse, dry in a cool place. Do not put it in the dryer.

Warning :

- △ Prohibit the use of if the patient has the following symptoms: vomiting, facial trauma burns, impaired myocardial function, Gastroesophageal Reflux Disease, abnormal cough reflex, unconsciousness or not with the wearer.
- △ Do not cover or block anti-asphyxiation holes and breathing valve.
- △ Do not connect the tape before the CPAP machine is on.
- △ Replace all worn or damaged parts before use.
- △ Discontinue use if any discomfort occurs and contact your healthcare professional or sleep therapist.
- △ If there is any pain on teeth, gums and jaw, consult your doctor or dentist.
- △ Do not clean the mask and the parts with alcohol 、bleaching liquid or solvents containing chlorine.
- △ Keep the mask set and headgear out of the sun light or high temperature environment.
- △ Do not remove the silicone part from the mask body. It will affect the mask function and shorten its product life.
- △ If leaks occur, adjust the lower straps of the headgear. Adjust the crown straps if it still leaks. Don't force too much to avoid discomforts.

● **Specifications and materials :**

- Mask Size : S / M / L , Material : Silicone.
- Mask body and quick release buckle : Polycarbonate.
- L-type connector : 22mmOD (Containing air valve) , meets the ISO 5356-1 , Polycarbonate / Silicone.
- Measurement hole : 4.3mmOD , meets the ISO 594-1.
- Headgear : Elastic fiber.
- Measuring tube : 6mmOD , 3.8mmID , 200cm , Non-PVC.
- Connect the pipe : Smoothbore tube , 180 cm , 22mmID , meets the ISO 5356-1.



Obelis s.a
Bd. Général Wahis 53 1030 Brussels,BELGIUM



Manufacturer : DA CHUNG MEDICAL CO., LTD.
Address : No. 44, Te-Xing 6th Rd, Dong-Shan
Township, Yi-Lan 26950 Taiwan.
Website : <http://www.dc-med.com.tw>